



Healthy Child, Protective Family, Safer School, Better Fiji.



2019 IDADAIT SCHOOLS ACTIVITY BOOKLET

International Day Against Drugs Abuse & Illicit Trafficking

English version: **HEALTHY CHILD, PROTECTIVE FAMILY, SAFER SCHOOL, BETTER FIJI**

I - Taukei version: **GONE BULABULA, VUVALE DAUVEITAQOMAKI, KORONIVULI DAUVEIMAROROI, VITI VINAKA**

Hindi version: **SVASTH BACHCHE, RAKSHAKAARI PARIVAAR, SURAKSHIT PATHSHALA, BEHATAR FIJI**

(IDADAIT) No Drugs Week School Based Activities

The commemoration of IDADAIT in Fiji schools since 2008 has evolved over the years with the inclusion of other social issues such as –

- *Prevention of HIV AIDS*
- *Eliminate violence against boys/girls*
- *Stop Child Abuse*
- *Prevention of Suicide/Mental Health*
- *Wellness – combat NCDs.*
- *Reduce Drugs & Substance Abuse*
- *Social Media Awareness*

This year, SAAC will continue the awareness on Social Media in order to create awareness amongst school students on the benefits of learning using internet and also the dangers associated with it they are not careful.

The IDADAIT Campaign has been successfully implemented in all schools in Fiji due to tremendous involvement of students, teachers, school management , parents and other stakeholders.

Teachers and students have kindly given their time, talent, energy and resources to create a well-recognized school based campaign on the very close relationship between drugs and substance abuse, with mental health, HIV & AIDS, child abuse in its various forms such as verbal abuse, physical abuse, sexual abuse, child labour, human trafficking, commercial sexual exploitation and using children to transport and sell drugs.

We invite you to join with the millions around the globe as we proclaim our support and dedication to the creation of healthy school environments that promote and support healthy children.

School communities are a powerful resource and children are our future.

IDADAIT and Social Awareness Week

School Based Activities

Monday 24 th "Be A Friend Not A Bully"	Tuesday 25 th "Respect Your Body"	Wednesday 26 th "Love Yourself Be Drug Free"	Thursday 27 th "Think Before You Click"	Friday 28 th "Healthy Mind , Healthy Body"
<p>Eliminate</p>  <p>Violence and</p>  <p>Stop Child Abuse</p> 	<p>PREVENT</p>  <p>STI</p> <p>HIV</p> <p>And</p> <p>TEENAGE PREGNANCY</p> 	<p>STOP</p>  <p>Drugs</p> <p>and</p> <p>Substance Abuse</p> 	<p>Internet and</p>  <p>Social Media Awareness</p>	<p>Wellness</p>  <p>and</p> <p>Mental Health Day</p>
<p>Blue Day</p> <p>Wear blue hair tie/ blue ribbon / blue socks to show the prevention of Violence and Child Abuse in schools.</p>	<p>Pink Day</p> <p>Wear pink bow - tie / tie / creative hair band / hair-tie to prevent the STI/HIV/ TEENAGE PREGNANCY day in school</p>	<p>Red Day</p> <p>Wear your favorite red Bula Attire to live a Drug Free Life</p>	<p>Orange Day</p> <p>Wear orange scarves / ribbon for Safe Internet and social media.</p>	<p>Green Day</p> <p>Wear green Tshirt or Bula Attire in school.</p>

1.0: Monday 24/06- VIOLENCE AND CHILD ABUSE

Sub Theme: “Be A Friend Not A Bully”

PRIMARY SCHOOL LEVELS

- 👩🏫 **Invite the Fiji Sexual Offence Unit, Community Policing, Health, Social Welfare Department, Education officers, Fiji Women’s Crisis Centre, Fiji Women Right Movement, Homes of Hopes and other NGOs to talk about Child Abuse, Eliminate all forms of violence in schools. (Please refer to page 10 for stakeholders contacts).**
- 👩🏫 **Parents Involvement** – class based activity. Teachers must invite a parent from each student to talk in class about the behavior of their child and how to show their own child the love and respect that their need.
- 👩🏫 **My Body Matters** - Designed for students, focusing on hygiene, nutrition, physical activity, and safety at home, school, and in the community.
- 👩🏫 **Safety Rules** - Year 1, 2, 3 & 4 students find out how to seek out safe spaces and how friends can care for and support each other.
- 👩🏫 **Growing good friends** – Year 5, 6, 7 & 8 students exploring physical activity, nutrition, personal safety, and positive relationships with year 1 & 2 students.

SECONDARY SCHOOL LEVELS

- 👩🏫 **School Assemblies** – Principal or Child Protection Officer must gather relevant data from Activity Book and present to the schools the amount of offences their District has produced.
- 👩🏫 **Parents Involvement** – Class based activity. Teachers must invite a parent from each student to talk in class about the behavior of the child and how to show they own child the love and respect that their need.
- 👩🏫 **Invite the Fiji Sexual Offence Unit, Community Policing, Health, Social Welfare Department, Education officers, Fiji Women’s Crisis Centre, Fiji Women Right Movement, Homes Of Hope and other NGOs to talk about Child Abuse, Eliminate all forms of violence in schools. (Please refer to page 10 for stakeholders contacts).**
- 👩🏫 **Form Time** – Ask the student to write on the blank paper how to prevent Violence and Child Abuse in schools.

ADDITIONAL ACTIVITIES

- 👩🏫 **Invite speakers from a Successful Old scholars to talk in school, faith based, civil society’s leaders or community leaders to launch or close the week long commemoration of IDADAIT.**
- 👩🏫 **Tie Blue color Ribbons** – tie Blue ribbons on trees, door knobs, fences, desks, tables, etc.
- 👩🏫 **Spooky messages** – Create scary messages, e.g. Respect begins and ends with you.
- 👩🏫 **Skits/dramas, role plays, radio** - To differentiate respect and disrespect and same as Love.
- 👩🏫 **Forming a LOVE and RESPECT club with the aim of promoting a positive network amongst students.**

2.0: Tuesday 25/06 - STI/HIV/ TEENAGE PREGNANCY AWARENESS

Sub Theme: “Respect Your Body”

PRIMARY SCHOOL LEVELS

- 🌸 **Invite the Faith Based Leaders, FJN+, Medical Services Pacific and Reproductive Family Health, Homes of Hope** to conduct presentation on the prevention of STI/ HIV / TEENAGE PREGNANCY.
- 🌸 **Distribute pink ribbons** *to the class on the respective days* and **display purple ribbons on the front door of your classrooms, in school buildings and in the school offices on the June 25th.**
- 🌸 **Making a Difference** - *provides students with the knowledge, confidence, and skills necessary to remain sexually abstinent.*
- 🌸 **Skits/dramas, role plays** - Teach students body boundaries, purity or virginity – guarded and save for marriage. Role play for good and bad touch.
- 🌸 **Spooky messages** – create the messages and display on the doors, windows and classrooms with messages.
- 🌸 **Parents Support** – invite parents to be present with their child in school during class and discuss with teachers about how to handle this situations at home and the support they need to encounter for their child.

SECONDARY SCHOOL LEVELS

- 🌸 **Invite the Faith Based Leaders, FJN+, Medical Services Pacific and Reproductive Family Health, Homes of Hope** to conduct presentation on the prevention of STI/ HIV / TEENAGE PREGNANCY
- 🌸 **Parents Support** – invite parents to be present with their child in school during class and discuss with teachers about how to handle this situations at home and the support they need to encounter for their child.
- 🌸 **Gender meeting** – awareness of their sexual and reproductive health and rights, protecting them from abuse and connecting them with education and health services.
- 🌸 **Skits/dramas, role plays** - Teach students body boundaries, purity or virginity – guarded and save for marriage. Role play for good and bad touch

ADDITIONAL ACTIVITIES

- 🌸 **Invite speakers** *from a Successful Old scholars to talk in school , religious, civil society's leaders or community leaders to launch or close the week long commemoration of IDADAIT.*
- 🌸 **Tie Pink color Ribbons** – tie Pink ribbons on trees, door knobs, fences, desks, tables, etc.
- 🌸 **Spooky messages** – Create messages, e.g. stop HIV, Save Sex for Marriage.
- 🌸 **Skits/dramas, role plays, radio** - To differentiate decision making and how to value their body.
- 🌸 **Promoting positive relationship in school amongst the students.**

3.0 Wednesday 26/06 – Drugs and Alcohol Abuse

Sub Theme: “Love Yourself Be Drug Free”

PRIMARY SCHOOL LEVELS

- 👤 **Invite Fiji Police Drug Unit, Ministry of Health (Public Health Nurse), SAAC officers or Faith Based leaders and Education Officers** to discuss the data that they received from school and media.
- 👤 **Decisions** – Helping Senior Primary school students navigate the local legal and illegal drugs.
- 👤 **Think Twice** – Empowering students to inform decision around alcohol consumption.
- 👤 **Mind your medicine** - The students need to explore the world of medicines, how they help, affect the body and why some people need them.
- 👤 **Rethink your drink** – Tell the students to bring bottle of water / juice/ natural lemonade juice and remind them that those water bottles are healthy for their body.

SECONDARY SCHOOL LEVELS

- 👤 **Invite Fiji Police Drug Unit, Ministry of Health (Public Health Nurse), NSAAC (PTSM) or Faith Based leaders** to discuss the data that they received from school and media.
- 👤 **Human Body Art** – Tell the students to draw all human body and draw another human body that is abused by drugs/alcohol. Differentiate the normal and abused body organs. Hang it on the wall for the students to observe.
- 👤 **Mind your medicine** – Impact of Legal Drugs (Alcohol , Tobacco , Yaqona, Homebrew, Suki).
- 👤 **Instead of using Drugs** – Tell the students to take part in leisure activity such as swimming classes, guitar lesson and be a creative Arts.

ADDITIONAL ACTIVITIES

- 👤 **Invite speakers from a Success Old scholars to talk in school , religious, civil society's leaders or community leaders to launch or close the week long commemoration of IDADAIT.**
- 👤 **Tie Red color Ribbons** – tie Red ribbons on trees, door knobs, fences, desks, tables, etc.
- 👤 **Spooky messages** – Create scary messages, e.g. “Stop before its too late”.
- 👤 **Skits/dramas, role plays, radio** – To do outdoor activity and other activities instead of using drugs.
- 👤 *Forming a drug free club in school with drug free champions.*
- 👤 **Parents Involvement** – Class based activity. Teachers must invite a parent from each student to talk in class about the harmful of drugs and other substances and how it affect their child future.

4.0 Thursday 27/06 – Internet and Social Media Awareness

Sub Theme : “Think Before You Click”

PRIMARY SCHOOL LEVEL

- 👩🏫 **Invite speakers** from the Police Cybercrime Unit, Information Technology personnel from the Department of Information Technology and Computing Services, Online Safety Commission and Media Watch Fiji to launch or close the week long commemoration of IDADAIT.
- 👩🏫 **Increase awareness:** Help ensure younger children to know the basics of staying safe online by using techniques like online games and videos that will define computer terms (e.g., cyberbullying, netiquette, virus protection) to establish basic understanding.
- 👩🏫 **Protect student identity:** Remind students never give out personal information, such as name, home address, or telephone number, to anyone they don't know through Facebook, or in online chat rooms or bulletin boards. Talk with your student about the online risks of interacting with outsiders through the computer and sending notes and pictures into cyberspace
- 👩🏫 **Invite the Police Cybercrime and Policing Community, Health, Social Welfare Department, Education officers and other NGOs representatives to conduct presentations the safety of social media and the impact.**
- 👩🏫 **Skits/dramas, Debate, role plays, radio/TV talkback shows.** Effects of social media to education
- 👩🏫 **Class discussions/role play on social media programme they can participate in and the once that are harmful**

SECONDARY SCHOOL LEVEL

- 👩🏫 **Invite Police Cybercrime and Policing Community, Health, Social Welfare Department, Education officers and other NGOs** Information Technology personnel from the Department of Information Technology and Computing Services, Online Safety Commission and Media Watch Fiji to launch or close the week long commemoration of IDADAIT.
- 👩🏫 **Organize school based/Year levels activities - Prevent cyberbullying:** Cyberbullying—bullying using electronic technology—can happen anytime and anywhere. Teach students to think through what they post on the Net or Facebook about other people and the consequences those posts could have if they are unkind or mean. Also, keep communication with the student to open and speak up if you suspect someone is bullying him or her.
- 👩🏫 **Be Cyberwise – focus on cyber safety, cyber security and cyber ethics:**
 - Cyber safety:** be responsible and respectful while using online technology.
 - Cyber security:** keep personal information safe and not sharing password.
 - Cyber ethics:** Respect fellow cyber citizens and Nurture his/her self-confidence.
- 👩🏫 **Hold short class debate on pros & cons of social media**
- 👩🏫 **Facilitate class discussion on the different types of social media platforms and their functions**
- 👩🏫 **Discuss creative ways of being safe in a cyber environment**
- 👩🏫 **Parents Involvement** - provide parents and other community members to aware on the online safety on their child.
- 👩🏫 **Class discussions/role play on social media programme they can participate in and the once that are harmful**

5.0: Thursday 28/06 - MENTAL HEALTH AND WELLNESS DAY

Sub Theme : “Healthy Mind Healthy Child”

PRIMARY SCHOOL LEVEL

- 👤 **Invite speakers** from the Success Old scholars to talk in school , religious, civil society's leaders or community leaders to launch or close the week long commemoration of IDADAIT.
- 👤 **Invite** Health Team to conduct health screening in school.
- 👤 **Advocate** - Publicize wellness and mental health - promote and reinforce healthy eating, physical activity, nutrition education and physical education in order to increase student achievement.
- 👤 **Invite the Doctors, Public Health nurse, St Giles officers, Agriculture officers, Social Welfare Department, Education officers and other NGOs representatives to conduct presentations on promoting Wellness- combat NCDs “**
- 👤 **Make arrangement** with Ministry of Forestry to plant a tree in the school compound
- 👤 **Compose Songs** - promoting “Wellness and mental health “
- 👤 **Playing Cards, Drawing, Sing a Song or play lesson movies.**
- 👤 **Contemporary Dances”** –promoting “Wellness and mental health “
- 👤 **“Inter-Year Sports” Day** – school organizes sports support “Wellness and mental health “
- 👤 **Inter-Year levels debates competition-** promoting “Wellness and mental health “
- 👤 **Oratory Competition** - promoting “Wellness and mental health “
- 👤 **Fruit Day** – Bring a fruit.

SECONDARY SCHOOL LEVEL

- 👤 **Plant vegetables and crops on school compound** – revive school garden involve students each level to plant a vegetables.
- 👤 **Take a field trip** – Hospital (St Giles Psychiatric, Stress Management Ward) , Joe 's Farm and Fitness Gymnation .
- 👤 **Practice lots of role play** - For example, it's a great strategy to use when discussing healthy lifestyle and good mental health.
- 👤 **Reward students** at the end of Wellness- combat NCDs, in the school because “they are all winners for promoting Mental Health.
- 👤 **Make arrangement** with Ministry of Forestry to plant a tree in the school compound

ADDITIONAL ACTIVITIES

- 👤 **Invite speakers** from a Success Old scholars to talk in school , religious, civil society's leaders or community leaders to launch or close the week long commemoration of IDADAIT.
- 👤 **Parents Involvement** - provide parents and other community members with tools, knowledge and resources to help kids eat right and move more at school.
- 👤 **Pact** – mental health pact with friends, peers in school, promise to hold each other
- 👤 **Practice organic farming in school** – growing and nurturing crops without the use of pesticides and fertilizers. Create a peace garden and plant vegetables .
- 👤 **School Canteen Policy to be reviewed and strengthened**
- 👤 **Promoting non-competitive sports for all students to participate.**

Suggested Slogans, Mottos and Themes

Child Abuse and Violence

You have the power to create a better future.
Treat Children Well.
Children are the hope of the future. Treat them well.
In their future it can reflect, if as a child they faced neglect.
Teach them the right way as they grow, and in the future the right way they will know.
Be bold to stop violence. Show your concern for the girl child.
No Room In My Heart For Violence.
Violence Prevention Is a Good Way to Go.
Use your words not fists.
Act like you have evolved, Talk it out to have it resolved.

Drugs and Substance

I'm free to be me, when I'm drug free!
Drugs make you weak, they make your future bleak.
If you wanna be weak, drugs are the things you seek
Don't do drugs, Alcohol is effective
Less Alcohol more water.
Drugs are a hole that ruins the soul
Smoking kills, but it's the pit stops through cancer diagnosis, chemotherapy, dry heaving and hair loss that I'd worry about
Be Smart don't start
Be a Quitter and you're a winner
Avoid a tragic death, stay away from crystal meth.
Do math, not meth.

Social Media

Be genuine. Be nice. Know your audience.
Be Imagine, Be Artistic And Let's Engage.
Be Simple, Be Social.
Be There Where You Want To Go.
Be Yourself, Be Social Media.
Because your time is valuable.
Better Time Connecting Social Media Is Today.
Bringing action to brands.
Building brands with purpose and passion.
Choose Your Different Space.
Connected creativity. Discover A New Difference.
Discover Luxury In Lifestyle.
Discover The Joy Of Your Own Home.
Do things that matter.
"Social media is not a media. The key is to listen, engage, and build relationships."

Wellness and Mental Health

A Healthy Mind Is The Greatest Treasure To Find.
To Be Healthy As A Whole, Mental Wellness Plays A Role
A Healthy Body Should Include, Mental Illness And Positive Mood
MIND Your Health
our Mind Is Important To Your Health, It Is More Important Than Any Wealth
To Be Healthy As A Whole, Mental Wellness Plays A Role
A Healthy Body Should Include, Mental Illness And Positive Mood
Take the road to a healthy heart
A healthy heart keeps you strong
It feels so sweet to have a healthy Heart beat
The greatest wealth is health
Smile is cure for health

STI/HIV/ TEENAGE PREGNANCY AWARENESS

Sex can wait, set a date!
True love waits.
Virgin. Teach your kid it's not a dirty word.
Wait for the bling.
We waited for each other.
Love your life, Protect others.
Protect yourself while entering into the viral world
Unsafe sex is a reason for AIDs

2018 NSAAC IDADAIT DATA

1.0 ANALYSIS OF EVALUATION FORMS SUBMITTED (EVF)

The tables below (Table 1.1) shows the Analysis of Evaluation Forms (EVF) from schools by Districts. Table 1.2 shows the submission from Primary schools by Districts and Table 1.3 shows the submission from Secondary schools by Districts.

Table 1.1: Analysis of total number of Evaluation Forms submitted

DISTRICT	No. of Schools in the District	No. of EVF Submitted	Submission Rate
SUVA	120	100	83%
NAUSORI	145	138	95%
NADROGA/NAVOSA	76	76	100%
LAUTOKA/NADI/YASAWA	109	105	96%
BA/TAVUA	77	77	100%
RA	50	50	100%
BUA/MACUATA	122	99	81%
CAKAUDROVE	80	60	75%
EASTERN	130	91	70%
Total No of Schools	909	796	87.56%

Table 1.2: Analysis of Evaluation Forms submitted from Primary Schools

DISTRICT	No of schools in the District	No of EVF Submitted	Submission Rate
SUVA	82	65	79%
NAUSORI	118	111	94%
NADROGA/NAVOSA	63	63	100%
LAUTOKA/NADI/YASAWA	86	82	95%
BA/TAVUA	62	62	100%
RA	42	42	100%
BUA/MACUATA	98	76	76%
CAKAUDROVE	67	49	73%
EASTERN	116	79	68%
Total Sum	734	629	86%

Table 1.3: Analysis of Evaluation Forms submitted from Secondary Schools

DISTRICT	No of schools in the District	No of EVF Submitted	Submission Rate
SUVA	38	35	92%
NAUSORI	27	27	100%
NADROGA/NAVOSA	13	13	100%
LAUTOKA/NADI/YASAWA	23	23	100%
BA/TAVUA	15	15	100%
RA	8	8	100%
BUA/MACUATA	24	23	96%
CAKAUDROVE	13	11	85%
EASTERN	14	12	86%
Total Sum	175	167	95%

2.0 DATA ON VIOLENCE OFFENCES IN SCHOOLS

The table below, Table 2.1 gives the data on the types of violence that occurred in our schools by Districts. Table 2.2 shows Cases of Violence against Girls in Primary schools by Districts, Table 2.3 shows Cases of Violence against Girls in Primary schools by Districts, Table 2.4 shows Cases of Violence against Boys in Primary schools by District and Table 2.5 shows Cases of Violence against Boys in Secondary schools by District.

TABLE 2.1: Total Cases of Violence in Primary & Secondary Schools by Education Districts

EDUCATION DISTRICTS	Bullying	Cyber Bullying	Punching	Beating	Slapping	Swearing	Name Calling	TOTAL
NAUSORI	1260	50	1001	234	419	1091	1995	6050 (22%)
CAKAUDROVE	1056	0	822	277	549	913	915	4532 (17%)
SUVA	1280	59	912	69	322	1181	1148	3959 (15%)
LAUTOKA/NADI/YASAWA	857	10	700	80	195	740	761	3321 (12%)
NADROGA NAVOSA	588	16	577	162	326	621	769	3105 (11%)
EASTERN	463	6	309	57	133	393	693	2054 (8%)
MACUATA	401	3	276	24	163	444	305	1617 (6%)
BA/TAVUA	404	7	246	66	121	295	388	1502 (6%)
RA	285	1	161	52	121	216	313	1149 (4%)
TOTAL SUM	6594 (24%)	152 (1%)	5004 (18%)	1021 (4%)	2349 (9%)	5894 (22%)	7287 (27%)	27,289

Table 2.2: Cases of Violence against Girls in Primary schools by Education Districts

EDUCATION DISTRICTS	Bullying	Cyber Bullying	Punching	Beating	Slapping	Swearing	Name Calling	TOTAL
NAUSORI	564	32	444	121	189	474	993	2817
CAKAUDROVE	618	0	337	241	190	458	335	2179
EASTERN	403	3	262	39	109	309	616	1741
SUVA	598	2	291	23	138	499	539	1551
NADROGA NAVOSA	328	5	262	67	148	299	392	1500
LAUTOKA/NADI/YASAWA	397	1	288	29	89	334	376	1495
MACUATA	158	0	85	5	66	155	253	722
BA/TAVUA	173	0	80	23	45	105	189	615
RA	125	0	55	13	44	89	138	464
TOTAL SUM	3364	43	2104	561	1018	2722	3831	13,084

Table 2.3: Cases of Violence against Girls in Secondary schools by Education Districts

EDUCATION DISTRICTS	Bullying	Cyber Bullying	Punching	Beating	Slapping	Swearing	Name Calling	TOTAL
SUVA	83	43	63	1	13	87	69	359
NAUSORI	42	10	19	8	14	71	50	214
LAUTOKA/NADI/YASAWA	30	8	21	1	9	38	14	121
EASTERN	18	3	7	7	16	37	25	113
MACUATA	34	2	13	1	4	29	24	107
CAKAUDROVE	25	0	13	3	1	14	5	61
BA/TAVUA	22	2	6	2	3	14	10	59
NADROGA NAVOSA	9	2	4	1	2	16	22	56
RA	9	0	10	0	0	12	13	44
TOTAL SUM	272	70	156	24	62	318	232	1,134

Table 2.4: Cases of Violence against Boys in Primary schools by Education Districts

EDUCATION DISTRICTS	Bullying	Cyber Bullying	Punching	Beating	Slapping	Swearing	Name Calling	TOTAL
NAUSORI	623	4	499	90	208	489	924	2837
CAKAUDROVE	394	0	460	30	357	430	574	2245
SUVA	500	8	423	34	165	501	481	1639
LAUTOKA/NADI/YASAWA	376	1	332	50	94	331	365	1546
NADROGA NAVOSA	248	9	294	87	174	277	346	1482
BA/TAVUA	183	0	147	36	69	150	165	750
MACUATA	189	0	159	14	83	212	0	658
RA	143	1	85	39	77	99	156	600
EASTERN	22	0	9	6	4	15	37	93
TOTAL SUM	2678	23	2408	386	1231	2504	3048	11,850

Table 2.5: Cases of Violence against Boys in Secondary schools by Education Districts

EDUCATION DISTRICTS	Bullying	Cyber Bullying	Punching	Beating	Slapping	Swearing	Name Calling	TOTAL
SUVA	99	6	135	11	6	94	59	410
NAUSORI	31	4	39	15	8	57	28	182
LAUTOKA/NADI/YASAWA	54	0	59	0	3	37	6	159
MACUATA	20	1	19	4	10	48	28	130
EASTERN	20	0	31	5	4	32	15	107
BA/TAVUA	26	5	13	5	4	26	24	78
NADROGA NAVOSA	3	0	17	7	2	29	9	67
CAKAUDROVE	19	0	12	3	1	11	1	47
RA	8	0	11	0	0	16	6	41
TOTAL SUM	280	16	336	50	38	350	176	1,221

3.0 DATA ON DRUGS & SUBSTANCE ABUSE IN SCHOOLS

The Table below , Table 3.1: Total cases of Drugs offences from Primary and Secondary by Education Districts. Table 3.2: Cases of Drugs offences in Primary schools by Districts, Table 3.3: Cases of Drugs offences in Secondary schools by Districts .

EDUCATION DISTRICTS	Kava	Tobacco	Alcohol	Homebrew	Inhalants	Marijuana	Hard Drugs	Drug Dealing	TOTAL
SUVA	8	207	22	14	114	62	0	7	434 (27%)
NAUSORI	35	139	41	7	99	14	0	0	335 (21%)
LAUTOKA/NADI /YASAWA	57	73	38	2	11	1	0	1	183 (11%)
EASTERN	6	71	12	25	29	4	0	1	148 (9%)
CAKAUDROVE	18	80	8	17	11	4	0	0	138 (8%)
NADROGA NAVOSA	33	51	25	12	6	10	0	1	138 (8%)
MACUATA	14	56	12	7	8	8	0	0	105 (6%)
BA/TAVUA	22	37	10	0	12	0	0	0	81 (5%)
RA	0	24	10	11	11	15	0	1	72 (4%)
TOTAL SUM	193 (12%)	738 (45%)	178 (11%)	95 (6%)	301 (18%)	118 (7%)	0	11 (1%)	1,634

Table 3.2: Cases of Drugs offences in Primary schools by Education Districts

EDUCATION DISTRICTS	Kava	Tobacco	Alcohol	Home brew	Inhalants	Marijuana	Hard Drug	Drug Dealing	TOTAL
NAUSORI	29	37	21	1	9	1	0	0	98
LAUTOKA/NADI /YASAWA	57	18	16	0	1	0	0	0	92
NADROGA NAVOSA	33	13	10	0	4	2	0	0	62
SUVA	5	18	1	0	21	0	0	0	45
BA/TAVUA	22	10	7	0	0	0	0	0	39
CAKAUDROVE	10	21	1	0	7	0	0	0	39
EASTERN	5	20	3	3	8	0	0	0	39
MACUATA	0	2	0	0	0	0	0	0	2
RA	0	1	0	0	0	0	0	0	1
TOTAL SUM	161	140	59	4	50	3	0	0	417

Table 3.3: Cases of Drugs offences in Secondary schools by Education Districts

EDUCATION DISTRICTS	Kava	Tobacco	Alcohol	Home brew	Inhalants	Marijuana	Hard Drugs	Drug Dealing	TOTAL
SUVA	3	189	21	14	93	62	0	7	389
NAUSORI	6	102	20	6	90	13	0	0	237
EASTERN	1	51	9	22	21	4	0	1	109
MACUATA	14	54	12	7	8	8	0	0	103
CAKAUDROVE	8	59	7	17	4	4	0	0	99
LAUTOKA/NADI /YASAWA	0	55	22	2	10	1	0	1	91
NADROGA NAVOSA	01	38	15	12	2	8	0	1	76
RA	0	23	10	11	11	15	0	1	71
BA/TAVUA	0	27	3	0	12	0	0	0	42
TOTAL SUM	32	598	119	91	251	115	0	11	1,217

4.0 DATA ON SEX RELATED OFFENCES IN SCHOOLS

The Table below, Table 4.1: Total cases of Sex Related offences from Primary and Secondary schools by Education Districts . Table 4.2: Cases of Sex Related offences from Primary schools by District and Table 4.3: Cases of Sex Related offences from Secondary schools by District.

Table 4.1: Total cases of Sex Related offences from Primary and Secondary schools by Education Districts

EDUCATION DISTRICTS	Rape	Attempted Rape	Harassment	Defilement	Sexting	Poking	Pornography	Teenage Pregnancy	TOTAL
NAUSORI	29	3	24	8	4	49	27	23	144 (18%)
SUVA	3	1	43	5	3	75	36	11	177 (22%)
LAUTOKA/NADI /YASAWA	2	0	22	4	3	55	7	6	99 (12%)
EASTERN	6	5	14	11	2	39	23	8	108 (13%)
NADROGA NAVOSA	3	3	11	23	7	39	21	6	113 (14%)
MACUATA	1	1	14	4	0	15	19	16	70 (9%)
CAKAUDROVE	1	2	9	4	1	17	1	21	56 (7%)
BA/TAVUA	0	0	4	0	1	12	2	8	27 (3.3%)
RA	1	2	4	1	0	8	5	5	26 (3.1%)
TOTAL SUM	46 (6%)	17 (2%)	145 (18%)	60 (7%)	21 (3%)	309 (38%)	141 (17%)	104 (13%)	820

Table 4.2: Cases of Sex Related offences from Primary schools by Education Districts

EDUCATION DISTRICTS	Rape	Attempted Rape	Harassment	Defilement	Sexting	Poking	Pornography	Teenage Pregnancy	TOTAL
SUVA	2	1	11	3	1	50	5	0	73
NADROGA NAVOSA	3	3	3	8	3	28	19	1	68
EASTERN	0	5	11	2	0	23	12	2	55
NAUSORI	22	1	2	5	3	22	5	0	37
CAKAUDROVE	1	2	8	2	1	14	1	0	29
MACUATA	0	0	4	3	0	1	17	0	25
LAUTOKA/NADI /YASAWA	2	0	3	2	1	12	2	0	22
BA/TAVUA	0	0	1	0	0	7	0	0	8
RA	0	1	2	0	0	4	0	0	7
TOTAL SUM	30	13	45	25	9	161	61	3	324

Table 4.3: Cases of Sex Related offences from Secondary schools by Education Districts

EDUCATION DISTRICTS	Rape	Attempted Rape	Harassment	Defilement	Sexting	Poking	Pornography	Teenage Pregnancy	TOTAL
NAUSORI	7	2	22	3	1	27	22	23	107
SUVA	1	0	32	2	2	25	31	11	104
LAUTOKA/NADI /YASAWA	0	0	19	2	2	43	5	6	77
EASTERN	6	0	3	9	2	16	11	6	53
NADROGA NAVOSA	0	0	8	15	4	11	2	5	45
MACUATA	1	1	10	1	0	14	2	16	45
CAKAUDROVE	0	0	1	2	0	3	0	21	27
BA/TAVUA	0	0	3	0	1	5	2	8	19
RA	1	1	2	1	0	4	5	5	19
TOTAL SUM	16	4	100	35	12	148	80	101	496

5.0 DATA ON OTHER ISSUES IN SCHOOLS

The Table below, Table 5.1: Total cases of Other Issues from Primary and Secondary Schools by Districts, Table 5.2: Cases on Other Issues from Primary Schools by District and Table 5.3: Cases on Other Issues from Secondary Schools by Districts.

Table 5.1: Total cases of Other Issues from Primary and Secondary Schools by Education Districts

EDUCATION DISTRICTS	Attempted suicide	Suicide	Truancy	Suspended	Find another school	Drop Out	Mental Problem	TOTAL
SUVA	8	1	666	150	203	146	11	1177 (28%)
LAUTOKA/NADI/YASAWA	10	3	316	51	20	98	1	497 (11%)
NADROGA NAVOSA	4	0	204	38	38	44	4	332 (8%)
NAUSORI	15	0	479	45	120	164	7	830 (19%)
CAKAUDROVE	5	0	209	26	15	80	19	354 (8%)
MACUATA	5	1	160	11	19	98	11	307 (7%)
BA/TAVUA	21	1	78	16	38	47	6	207 (5%)
RA	0	0	96	29	30	71	0	263 (6%)
EASTERN	1	0	252	46	88	38	1	426 (10%)
TOTAL SUM	69 (2%)	6 (0.1%)	2460 (56%)	412 (9%)	571 (13%)	786 (18%)	60 (1%)	4393

Table 5.2: Cases on Other Issues from Primary Schools by Education Districts

EDUCATION DISTRICTS	Attempted suicide	Suicide	Truancy	Suspended	Find another school	Drop Out	Mental Problem	TOTAL
SUVA	0	0	158	1	8	14	8	181
LAUTOKA/NADI/YASAWA	6	0	124	3	8	8	0	147
NADROGA NAVOSA	2	0	111	4	4	12	4	137
NAUSORI	7	0	64	1	22	16	5	115
CAKAUDROVE	2	0	39	5	2	22	4	74
MACUATA	2	0	43	0	2	11	10	70
BA/TAVUA	0	1	14	1	25	18	0	59
RA	0	0	24	0	5	8	0	37
EASTERN	0	0	15	1	4	4	1	25
TOTAL SUM	19	1	592	16	80	113	32	845

Table 5.3: Cases on Other Issues from Secondary Schools by Education Districts

EDUCATION DISTRICTS	Attempted suicide	Suicide	Truancy	Suspended	Find another school	Drop Out	Mental Problem	TOTAL
SUVA	8	1	508	149	195	132	3	996
NAUSORI	8	0	415	44	98	148	2	715
EASTERN	1	0	237	45	84	34	0	401
LAUTOKA/NADI/YASAWA	4	3	192	48	12	90	1	350
CAKAUDROVE	3	0	170	21	13	58	15	280
MACUATA	3	1	117	11	17	87	1	237
RA	0	0	96	29	30	71	0	226
NADROGA NAVOSA	2	0	93	34	34	32	0	195
BA/TAVUA	21	0	64	15	13	29	6	148
TOTAL SUM	50	5	1892	396	496	681	28	3548

Re: Crime against Children - 2018

1.0 INTRODUCTION

- 1.1 This report provides the analysis of the crime committed against children for the year 2018.
- 1.2 This report also highlights the victims and the offenders' gender and age group.

A. VICTIMS

2.0 Major Crime Category, Crime against Children, 2018

Major Offences Category(s)	2018
Against Public Morality	567
Against the Person	420
Against the Property	70
Others Against the Crime Act	29
Total Crime	1,086

Note: Crime Act 2009 was formerly known as Crime Decree 2009

- 2.1 The table above shows the Crime against Children (17 years and below) for the year 2018.
- 2.2 The year 2017 recorded 1,083 crime cases while the year 2018 recorded 1,086 crime cases; this is an increase of 0.3%.

3.0 Crime against Children, 2018

- 3.1 The table above shows the divisional criminal offences committed against children by for the year 2017.
- 3.2 The Western division recorded the highest with 400 cases followed by Southern with 317 cases, Northern with 188 cases and Eastern by 181 cases.

CRIME CASES COMMITTED AGAINST CHILDREN IN DIVISIONS, 2018					
OFFENCES	2018				
AGAINST LAWFUL AUTHORITY	SOUTH	WEST	EAST	NORTH	TOTAL
1 Bribery					0
2 Throwing Object					0
3 Corruption and Abuse of Office					0
4 Perjury					0
5 Escaping from Lawful Custody					0
6 Riot and Unlawful Assembly					0
7 Others Against Lawful Authority			1		1
TOTAL	0	0	1	0	1
AGAINST PUBLIC MORALITY					
8 Rape and Attempted Rape	37	35	16	42	130
9 Indecent Assault	38	51	14	16	119
10 Defilement of children under 13 yrs					0
11 Defilement of young persons between 13 - 16 yrs	19	23	20	26	88
12 Incest					0
13 Sexual Assault	14	24	13	19	70
14 Abduction of person under 18 years with intent to have carnal knowledge	25	47	11	25	108
15 Others Against Public Morality	16	24	9	3	52
TOTAL	149	204	83	131	567
AGAINST THE PERSON					
16 Murder	1		1		2
17 Attempted Murder		1			1
18 Manslaughter		2			2
19 Infanticide		1			1
20 Serious Assault					0
21 Act with Intent to Cause Grievous Harm	3	3	1	2	9
22 Assault Causing Actual Bodily Harm	100	104	69	32	305
23 Assault on Police					0
24 Common Assault	21	36	11	11	79
25 Criminal Intimidation	4	3	1		8
26 Others Against the Person	5	7			12
TOTAL	134	158	83	45	420
AGAINST THE PROPERTY					
27 Embezzlement/ Larceny By Servant					0
28 Conversion					0
29 Fraud and False Pretence		1			1
30 Agg /Robbery	9	1	2		12
31 Burglary	1	3		3	7
32 Receiving Stolen Property		1			1
33 Arson and Setting Fire to Crops					0
34 Theft	10	18	5	8	41
35 Damaging Property	3		2		5
36 Injuring Animal				1	1
37 Theft of Motor Vehicle		1	1		2
38 Others Against the Property					0
TOTAL	23	25	10	12	70
OTHER OFFENCES AGAINST CRIME ACT					
39 Forgery					0
40 Currency Offences					0
41 Criminal Trespass	3	5	3		11
42 Computer Offences					0
43 Others Against Crime Act	8	8	1		17
44 Against Drugs Ordinance/Act					0
TOTAL	11	13	4	0	28
45 Money Laundering					0
46 Copyrights Offences					0
Total	0	0	0	0	0
GRAND TOTAL	317	400	181	188	1086

4.0 Sexual Offences committed against Children by Division, 2018

Type of Sexual Offences	South	West	East	North	Total
s/o 1	36	32	16	41	125
s/o 2	1	3		1	5
s/o 4	14	23	13	19	69
s/o 5	25	46	11	25	107
s/o 6	38	51	14	16	119
s/o 7	16	24	9	3	52
s/o 9	19	23	20	26	88
Total	149	202	83	131	565

Key: S/O 1 - Rape; S/O 2 - Attempt to commit rape; S/O 3 - Assault with intent to commit rape; S/O 4 - Sexual assaults; S/O 5 - Abduction of person under 18 years of age with intent to have carnal knowledge; S/O 6 - Indecent Assault; S/O 7 - Indecently insulting or annoying any person; S/O 8 - Defilement of children under 13 years of age; S/O 9 - Defilement of young person's between 13 years and 16 years of age; S/O 10 - Defilement of intellectually impaired persons; S/O 11 - Procurement for unlawful practices; S/O 12 - Procuring defilement by threats or fraud or administering drugs; S/O 13 - Householder permitting defilement of a child on premises; S/O 14 - Householder permitting defilement of a person under 16 years of age on premises; S/O 15 - Conspiracy to defile; S/O 16 - Unnatural offence with animals and S/O 17 - Incest by any relative.

- 4.1 In 2018, the Western division recorded the highest with 202 sexual offence cases followed by Southern with 149 cases, Northern with 131 cases and Eastern with 83 cases.

5.0 Sexual Offences committed against Children by Gender, 2018

Type of Sexual Offences	2018	
	Female	Male
s/o 1	107	18
s/o 2	4	1
s/o 4	53	16
s/o 5	100	7
s/o 6	94	25
s/o 7	44	8
s/o 9	83	5
Total	485	80
G/Total	565	

- 5.1 The year 2018 recorded 565 Sexual offences against children of which 86% are female victims and 14% are male victims.

6.0 Sexual Offences committed against Children by Age group, 2018

		2017			
Child Sexual Abuse Age Distribution 2018	Sexual Offences	Baby to 5 years	6 to 12 years	13 to 17 years	Total
	S/O 1	13	49	63	125
	S/O 2	0	3	2	5
	S/O 4	12	36	21	69
	S/O 5	0	5	102	107
	S/O 6	1	37	81	119
	S/O 7	1	9	42	52
	S/O 9	0	0	88	88
	Total	27	139	399	565

- 6.1 The table above shows the victim age group for the sexual offences for the year 2018.

7.0 Physical/ Assault Offences committed against Children by Division, 2018

Assault Offences	South	West	East	North	Total
Murder	1	0	1	0	2
Attempted Murder	0	1	0	0	1
Manslaughter	0	2	0	0	2
Infanticide	0	1	0	0	1
Serious Assault	0	1	0	0	1
Act with intent to cause grievous harm	3	3	1	2	9
Assault causing actual bodily harm	100	104	69	32	305
Common Assault	21	36	11	11	79
Criminal Intimidation	4	3	1	0	8
Others	5	7	0	0	12
Total	134	158	83	45	420

7.1 In 2018, the Western division recorded the highest with 158 cases followed by Southern with 134 cases, Eastern with 83 cases and Northern with 45 cases.

8.0 Physical Offences committed against Children by Gender, 2018

	Age	2018		
	Age Group	Female	Male	Total
Child - Physical Abuse by Gender	Murder	2	0	2
	Attempted Murder	1	0	1
	Manslaughter	2	0	2
	Infanticide	0	1	1
	Serious Assault	0	0	0
	AWITCGH	4	5	9
	ACABH	114	191	305
	Criminal Intimidation	4	4	8
	Common Assault	30	49	79
	Others	5	8	13
	Total	162	258	420

Key: AWITCGH - Act with Intent to Cause Grievous Harm and ACABH - Assault Causing Actual Bodily Harm

8.1 The year 2018 recorded 420 assault related offences against children.

8.2 Of the 420 crime cases committed against the children, 61% were male victims and 39% were female victims.

9.0 Physical (Assault) Offences committed against Children by Age group, 2018

		2018			
Age Group (years)		Baby-5 years	6-12 years	13-17 years	Total
Child - Physical Abuse by Age group	Murder	1	1	0	2
	Att Murder	0	0	1	1
	Manslaughter	2	0	0	2
	Infanticide	0	1	0	1
	Serious Assault	0	0	0	0
	AWITCGH	0	4	5	9
	ACABH	18	101	186	305
	Criminal Intimidation	0	4	4	8
	Common Assault	5	37	37	79
	Others	1	5	7	13
	Total	27	153	240	420

9.1 The table above shows the victim age group for the physical offences for the year 2018.

B. JUVENILE OFFENDERS

10.0 Juvenile Offenders by Division, 2018

Divisions	2018
Southern	241
Western	127
Eastern	27
Northern	79
Total	474

10.1 Tabulated above are the juvenile offenders by division for the year 2018. The year 2018 reported 474 cases of juvenile offenders. The Southern division recorded the highest number of juvenile offenders in 2017 with 241 cases, followed by Western division with 127 cases, Northern division with 79 cases and Eastern division with 27 cases.

11.0 Juvenile Offenders by Major Offences Category, 2018

Major Crime Category	2018
1) Against Lawful Authority	41
2) Against Public Morality	49
3) Against the Person	38
4) Against the Property	314
5) Other Offences against Crime Act	20
6) Drug Offences	12
Total	474

11.1 Tabulated above is the juvenile offenders by the major crime category for the year 2018. The juvenile offenders are mostly from the against the property offence category with 314 cases in 2018.

12.0 Juvenile Offenders by Ethnicity

Ethnic Group	2018
I -Taukei	391
Fijian of Indian Descent	82
Others	1
Total	474

12.1 Tabulated above is the juvenile offenders by ethnicity for the year 2018.

13.0 Juvenile Offenders by Gender (2018)

Gender	2018
Male	445
Female	29
Total	474

13.1 Tabulated above is the juvenile offenders by gender for the year 2018.

MINISTRY OF HEALTH & MEDICAL SERVICES

Teenage Pregnancy by Age-Group, Race & Year 2015-201Jan-Jun 2017

Year	Age group			MOHMS CBA POP	Rates in 1000 CBA Pop	Race			
	<15 yrs	15-19yrs	Total			I-Taukei	Fijian Indian of Descent	Fijian of Other Descent	Total
2015	38	5255	5293	214934	24.6	3719	1382	192	5293
2016	48	1456	1504	211709	7.1	314	1117	73	1504
Jan-Jun 2017	31	509	540	211709	2.6	415	107	18	540

Teenage Pregnancy by Division, Age-Group, Race & Year - 2015-2016

	Age group			MOHMS CBA POP	Rates 1000 Pop	in CBA	Race				
	<15 yrs	15- 19yrs	Total				I- Taukei	Fijian Indian Descent	of Fijian Descent	of Other Descent	Total
Year 2015											
Divisio n	<15 yrs	15- 19yrs	Total	MOHMS CBA POP	Rates 1000 Pop	in CBA	I- Taukei	Fijian Indian Descent	of Fijian Descent	of Other Descent	Total
Total	38	5255	5293	214934	24.63		3719	1382		192	5293
Central	6	1685	1691	88334	19.14		1302	303		86	1691
Eastern	0	135	135	8078	16.71		130	0		5	135
Northern	21	1002	1023	32771	31.22		716	262		45	1023
Western	11	2433	2444	85751	28.50		1571	817		56	2444

Tuberculosis Admissions 2015 - 2017 by Division

Num discharged (Sum)	Division (Cou)					
Year (Sum)	Central	Eastern	Northern	Overseas	Western	Grand Total
2015	166	7	44	1	51	269
2016	130	13	55		63	261
2017	137	5	40		64	246
Grand Total	433	25	139	1	178	776

Tuberculosis Admissions 2015 - 2017 by Ethnicity

Num discharged (Sum)	Ethnicity (Cou)		
Year (Sum)	Fijian of Indian descent	ITaukei	Other
2015	21	227	21
2016	13	230	18
2017	30	195	21
Grand Total	64	652	60

Tuberculosis Admissions 2015 - 2017 by Gender

Num discharged (Sum)	Gender (Cou)			
Year (Sum)	Female	Male	Unknown	Grand Total
2015	104	165		269
2016	108	153		261
2017	100	144	2	246
Grand Total	312	462	2	776

Num discharged (Sum)	Division (Cou)						
Year (Sum)		Central	Eastern	Northern	Overseas	Western	Grand Total
2015		446	28	200	1	307	982
2016	1	393	28	227	3	333	985
2017	1	438	24	184	3	300	950
Grand Total	2	1277	80	611	7	940	2917

Stroke Admissions 2015 - 2017 by Ethnicity

Num discharged (Sum)	Ethnicity (Cou)			
Year (Sum)	Fijian of Indian descent	ITau kei	Other	Grand Total
2015	369	581	32	982
2016	393	551	41	985
2017	378	518	54	950
Grand Total	1140	1650	127	2917

Stroke Admissions 2015 - 2017 by Gender

Num discharged (Sum)	Gender (Cou)		
Year (Sum)	Female	Male	Grand Total
2015	469	513	982
2016	496	489	985
2017	445	505	950
Grand Total	1410	1507	2917

Suicide/Attempted Suicide Admissions 2015 - 2017 by Division

Primary Diagnosis Description (Cou)				
Num discharged (Sum)	Division (Cou)			
Year (Sum)	Central	Northern	Western	Grand Total
2015	5	4	19	28
2016	2	1	7	10
2017	8	1	17	26
Grand Total	15	6	43	64

SUICIDE/ATTEMPTED SUICIDE 2015-2017

Primary Diagnosis Description (Cou)

Num discharged (Sum)	Ethnicity (Cou)			
Year (Sum)	Fijian of Indian descent	ITaukei	Other	Grand Total
2015	17	9	2	28
2016	9	1		10
2017	23	3		26
Grand Total	49	13	2	64

Suicide/Attempted Suicide Admissions 2015 - 2017 by Gender

Primary Diagnosis Description (Cou)

Num discharged (Sum)	Gender (Cou)		
Year (Sum)	Female	Male	Grand Total
2015	23	5	28
2016	7	3	10
2017	15	11	26
Grand Total	45	19	64

Mental Illness Admissions 2015 - 2017 by Division

Num discharged (Sum)	Division (Cou)						
Year (Sum)		Central	Eastern	Northern	Overseas	Western	Grand Total
2015		127	11	107	2	258	505
2016		111	8	122	6	200	447
2017	1	104	20	103	2	188	418
Grand Total	1	342	39	332	10	646	1370

Mental Illness Admissions 2015 - 2017 by Ethnicity

Num discharged (Sum)	Ethnicity (Cou)			
Year (Sum)	Fijian of Indian descent	ITaukei	Other	Grand Total
2015	277	195	33	505
2016	226	185	36	447
2017	200	184	34	418
Grand Total	703	564	103	1370

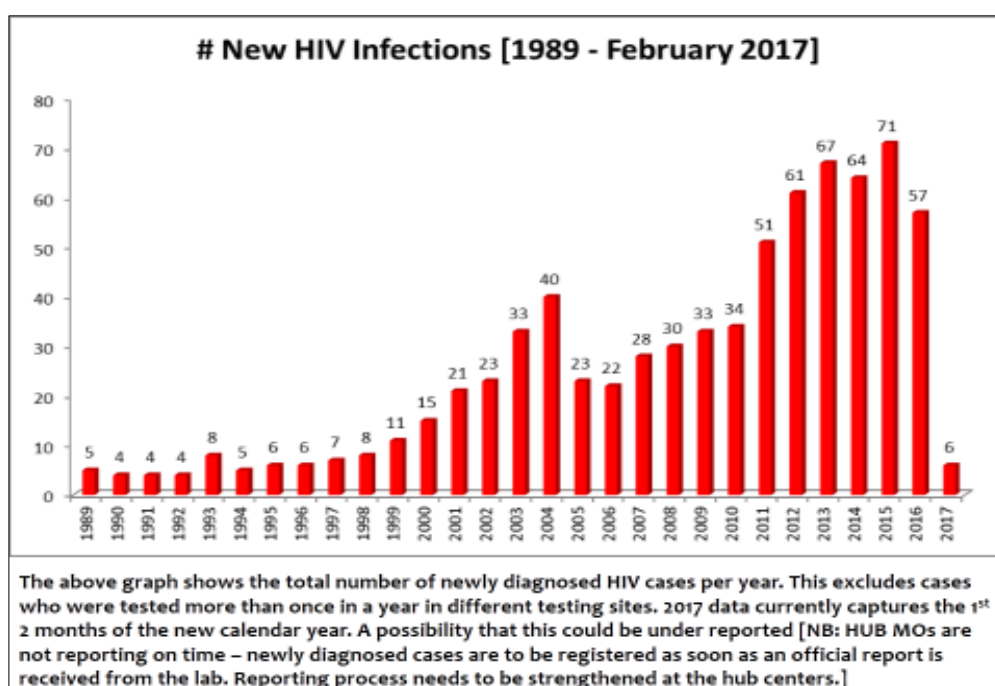
Malnutrition Admissions 2015 - 2017 by Division

Num discharged (Sum)	Division (Cou)				
Year (Sum)	Central	Eastern	Northern	Western	Grand Total
2015	61	12	35	60	168
2016	51	11	54	51	167
2017	38	5	45	41	129
Grand Total	150	28	134	152	464

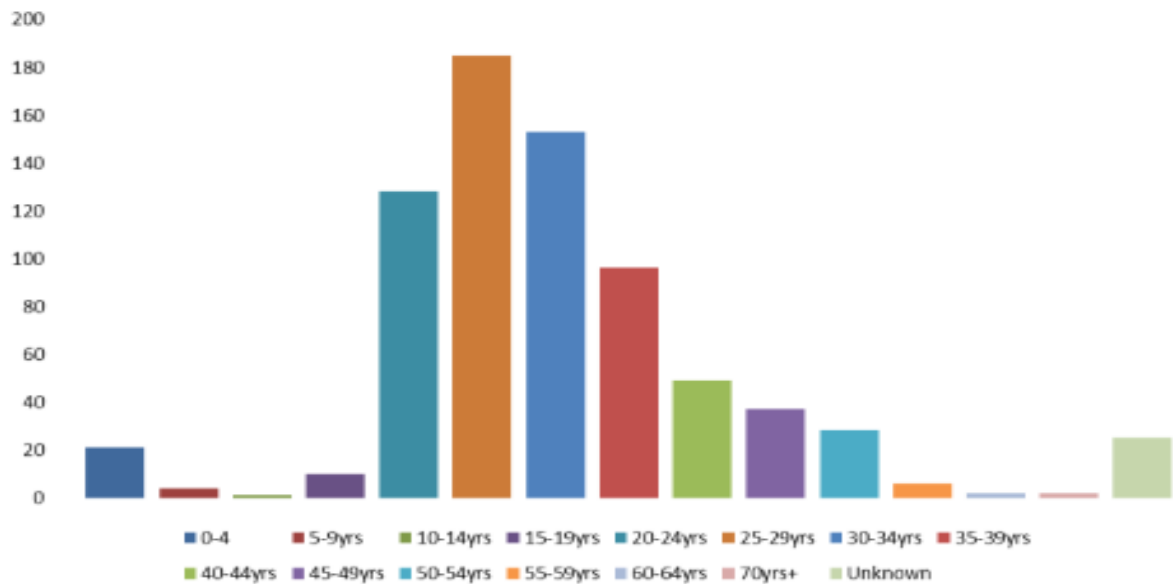
Malnutrition Num discharged (Sum)	Ethnicity (Cou)			
Year (Sum)	Fijian of Indian descent	ITaukei	Other	Grand Total
2015	30	135	3	168
2016	26	138	3	167
2017	14	112	3	129
Grand Total	70	385	9	464

Mental Illness Admissions 2015 - 2017 by Gender

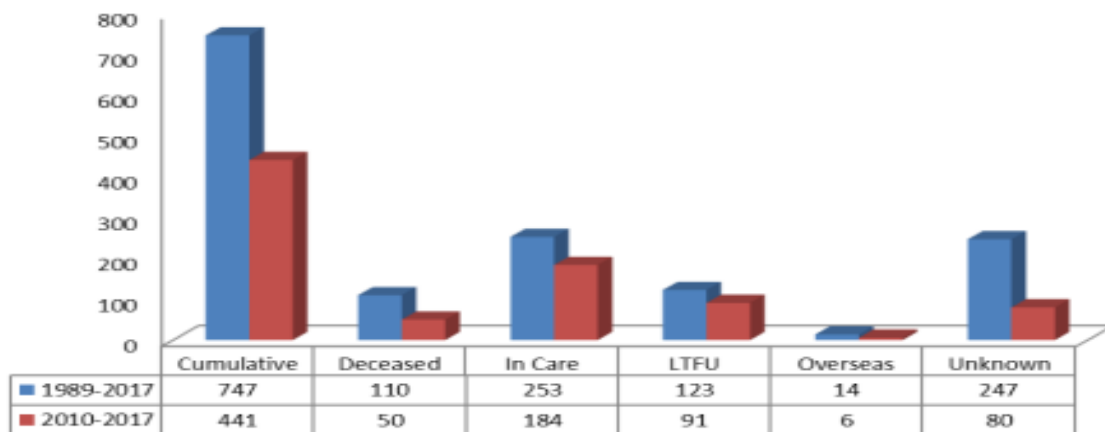
Num discharged (Sum)	Gender (Cou)		
Year (Sum)	Female	Male	Grand Total
2015	280	225	505
2016	233	214	447
2017	221	197	418
Grand Total	734	636	1370



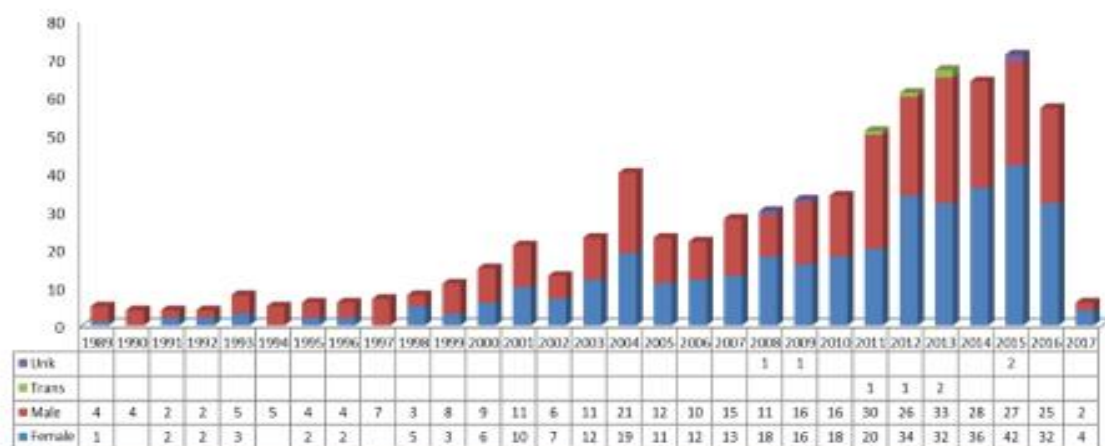
Age Group Distribution: New HIV Infection [1989 - February 2017]



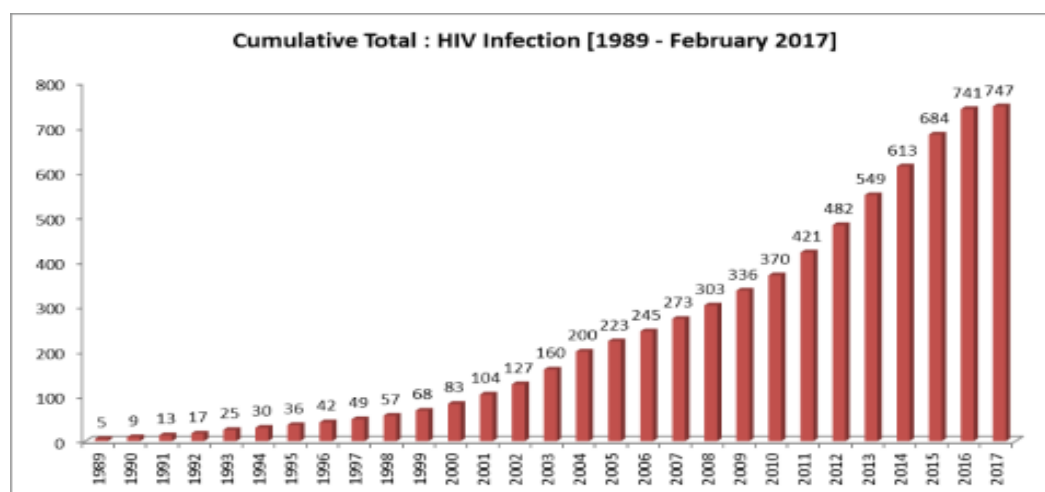
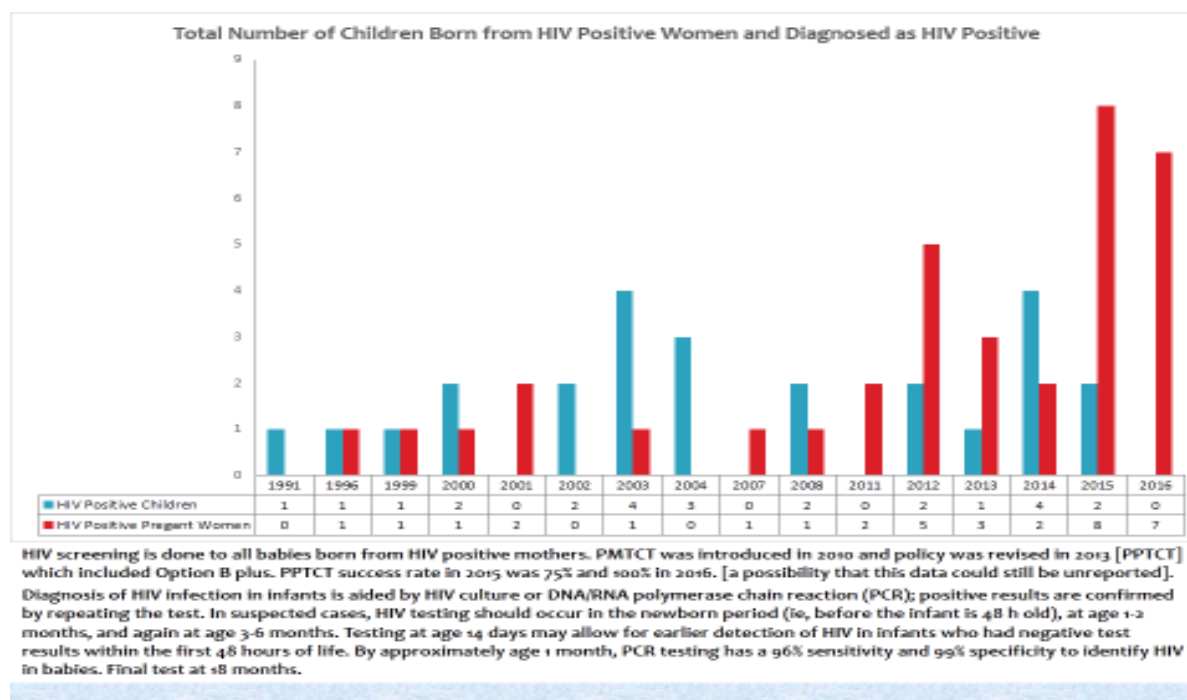
Comparison Data: Historical vs Current [2010-2017]



Gender Distributions of New HIV Infections [1989-February 2017]



A significant paradigm shift is noted from 2012-2016 ; more females were diagnosed as compared to males in previous years. The increase in the number of females is a result of the compulsory HIV & STI screening conducted at the ante natal clinics for all pregnant women on an opt out basis.



As of February 2017, Fiji has a cumulative total of 747 HIV confirmed cases. Although the 2016 UNAIDS report shows that the number of HIV infection has declined, Fiji depicts otherwise.

FIJI WOMEN'S CRISIS CENTRE

FIJI WOMEN'S CRISIS CENTRE CLIENT STATISTICS

New Cases Seen From 1984 – 2014

YEAR	DOMESTIC VIOLENCE	RAPE/SA	CHILD ABUSE	SEXUAL HARASSMENT	ATT. SUICIDE	OTHERS	TOTAL
1984	5	3	0	0	0	0	8
1985	26	3	3	0	39	39	71
1986	35	3	2	0	83	83	123
1987	58	7	1	0	92	92	158
1988	123	9	1	0	180	80	313
1989	175	5	1	0	211	211	392
1990	212	10	0	0	203	203	425
1991	245	4	11	0	244	244	504
1992	248	10	8	0	259	259	525
1993	240	13	14	0	391	391	658
1994	257	33	14	0	566	566	870
1995	331	30	33	0	490	490	884
1996	469	26	29	0	469	469	993
1997	405	18	19	5	505	505	952
1998	484	20	53	15	559	559	1131
1999	544	21	24	19	661	661	1269
2000	361	25	28	8	595	595	1017
2001	449	23	28	10	722	722	1232
2002	429	21	33	10	766	766	1259
2003	394	26	20	23	643	643	1106
2004	572	20	35	12	508	508	1147
2005	480	17	42	18	371	371	928
2006	420	19	41	18	314	314	812
2007	441	12	27	10	293	293	783
2008	386	17	38	6	309	309	756
2009	374	23	59	12	305	305	773
2010	555	19	43	18	251	251	886
2011	586	15	42	15	274	274	932
2012	560	17	45	9	283	283	914
2013	615	16	44	12	229	229	916
2014	665	20	41	11	201	201	938
Total	11144	505	779	231	0	11016	23675

2015 – March 2019

FWCC	Domestic Violence	Rape	Att. Rape	Other Sexual Offences	Child Sexual Abuse	Child Physical/ Emotional/Verbal Abuse	Adult Child Abuse Survivor	Sexual Harassment	Others	Att. Suicide	Total
2015	690	7	2	6	19	16	13	14	242	3	1012
2016	642	6	3	2	17	16	8	14	205	1	914
2017	542	4	2	1	20	15	1	19	194	0	798
2018	573	10	2	3	26	9	5	12	160	0	800
2019	159	3	0	0	19	6	1	6	40	0	234
TOTAL	2606	30	9	12	101	62	28	65	841	4	3758

NADI WOMEN'S CRISIS CENTRE STATISTICS

New Cases Seen From 1999 – 2014

YEAR	DOMESTIC VIOLENCE	RAPE/SA	CHILD ABUSE	SEXUAL HARASSMENT	ATT. SUICIDE	OTHERS	TOTAL
1999	123	10	10	2	0	216	361
2000	92	4	21	6	0	149	272
2001	109	10	13	18	0	271	421
2002	145	4	10	10	0	250	419
2003	94	6	11	8	0	154	273
2004	141	4	10	2	0	127	284
2005	108	4	5	6	0	68	191
2006	101	4	9	1	0	77	192
2007	95	4	3	6	0	66	174
2008	166	6	7	4	0	74	257
2009	179	4	9	6	0	83	281
2010	208	9	6	5	0	66	294
2011	214	8	13	9	0	67	311
2012	266	3	10	10	0	68	357
2013	268	12	7	17	0	88	392
2014	284	4	15	12	0	65	380
Total	2593	96	159	122	0	1889	4859

2015 – March 2019

NWCC	Domestic Violence	Rape	Att. Rape	Other Sexual Offences	Child Sexual Abuse	Child Physical/ Emotional/Verbal Abuse	Adult Child Abuse Survivor	Sexual Harassment	Others	Att. Suicide	Total
2015	291	10	2	0	7	3	3	8	90	1	415
2016	280	3	0	0	6	4	0	11	121	0	425
2017	235	1	1	0	4	7	0	3	113	0	364
2018	269	5	3	5	10	8	0	7	70	0	377
2019	70	5	0	1	8	1	2	1	14	0	102
TOTAL	1145	24	6	6	35	23	5	30	408	1	1683

BA WOMEN'S CRISIS CENTRE STATISTICS

New Cases Seen From 1999 – 2014

YEAR	DOMESTIC VIOLENCE	RAPE/SA	CHILD ABUSE	SEXUAL HARASSMENT	ATT. SUICIDE	OTHERS	TOTAL
1999	125	7	13	10		126	281
2000	103	6	5	3		129	246
2001	163	5	6	14		184	372
2002	170	7	4	7		168	356
2003	149	5	5	7		85	251
2004	192	7	9	4		122	334
2005	158	4	6	7		83	258
2006	157	3	10	5		47	222
2007	104	2	2	1		68	177
2008	87	1	5	1		58	152
2009	87	3	3	4		444	541
2010	120	4	5	1		65	195
2011	100	1	9	1		54	165
2012	82	7	2	7		81	179
2013	126	3	6	7		109	251
2014	155	10	11	13		93	282
Total	2078	75	101	92	0	1916	4262

2015 – March 2019

BWCC	Domestic Violence	Rape	Att. Rape	Other Sexual Offences	Child Sexual Abuse	Child Physical/Emotional/Verbal Abuse	Adult Child Abuse Survivor	Sexual Harassment	Others	Att. Suicide	Total
2015	191	3	0	0	4	6	3	3	79	0	289
2016	142	1	2	0	2	8	1	4	124	0	284
2017	159	1	1	0	7	8	0	2	46	0	224
2018	130	2	1	0	6	2	0	2	79	0	222
2019	57	0	0	0	3	1	0	0	18	0	79
TOTAL	679	7	4	0	22	25	4	11	346	0	1098

LABASA WOMEN'S CRISIS CENTRE

New Cases Seen From 1999 – 2014

YEAR	DOMESTIC VIOLENCE	RAPE/SA ABUSE	CHILD ABUSE	SEXUAL HARASSMENT	ATT. SUICIDE	OTHERS	TOTAL
1999	109	5	6	1	0	69	190
2000	64	0	9	4	0	53	130
2001	89	7	12	10	0	243	361
2002	85	4	6	1	0	195	291
2003	81	3	11	5	0	184	284
2004	62	5	9	1	22	143	242
2005	76	5	12	11	20	151	275
2006	49	4	18	10	17	152	250
2007	41	3	13	2	10	131	200
2008	77	6	6	1	11	116	217
2009	137	7	27	1	3	88	263
2010	81	7	9	1	0	119	217
2011	75	12	13	0	0	137	237
2012	95	12	12	4	0	164	287
2013	105	13	6	8	0	106	238
2014	98	10	17	5	0	147	277
Total	1324	103	186	65	83	2198	3959

2015 – March 2019

LWCC	Domestic Violence	Rape	Att. Rape	Other Sexual Offences	Child Sexual Abuse	Child Physical/Emotional/Verbal Abuse	Adult Child Abuse Survivor	Sexual Harassment	Others	Att. Suicide	Total
2015	89	2	2	0	11	2	0	1	133	1	241
2016	101	4	3	2	4	2	0	0	298	0	414
2017	96	2	1	0	2	3	0	1	69	0	174
2018	84	2	0	0	5	10	0	2	53	0	156
2019	23	1	0	0	3	3	0	2	10	0	42
TOTAL	393	11	6	2	25	20	0	6	563	1	1027

RAKIRAKI WOMEN'S CRISIS CENTRE STATISTICS

New Cases Seen From 2011 – 2014

YEAR	DOMESTIC VIOLENCE	RAPE/SA ABUSE	CHILD ABUSE	SEXUAL HARASSMENT	ATT. SUICIDE	OTHERS	TOTAL
2011	20	0	1	1	0	19	41
2012	41	1	0	0	0	49	91
2013	69	1	4	1	0	34	109
2014	50	0	2	0	0	30	82
Total	180	2	7	2	0	132	323

2015 – March 2019

RWCC	Domestic Violence	Rape	Att. Rape	Other Sexual Offences	Child Sexual Abuse	Child Physical/ Emotional/Verbal Abuse	Adult Child Abuse Survivor	Sexual Harassment	Others	Att. Suicide	Total
2015	48	1	1	0	0	1	0	0	27	1	79
2016	59	0	1	0	0	0	0	1	189	1	251
2017	50	1	1	0	0	2	0	1	22	1	78
2018	45	0	1	0	5	2	0	1	30	0	84
2019	12	0	0	0	0	0	0	0	6	0	18
TOTAL	214	2	4	0	5	5	0	3	274	3	510

Note:

1. Prior to 2015 all Child Abuse cases regardless of type and all Adult Child Abuse Survivor cases were counted under Child Abuse category. Child Abuse numbers include both male and female cases.

FWCC and Branches Total Statistics Year 2015 (Jan - Dec) of Came In New Counselling Visits

BRANCH	Domestic Violence	Rape	Att. Rape	Other Sexual Offence	Child Sexual Abuse	Child Physical/ Emotional/Verbal Abuse	Adult Child Abuse Survivor	Sexual Harassment	Other	Att. Suicide	Total
FWCC	690	7	2	6	19	16	13	14	242	3	1012
LWCC	89	2	2	0	11	2	0	1	133	1	241
BWCC	191	3	0	0	4	6	3	3	79	0	289
NWCC	291	10	2	0	7	3	3	8	90	1	415
RWCC	48	1	1	0	0	1	0	0	27	1	79
TOTAL	1309	23	7	6	41	28	19	26	571	6	2036

FWCC and Branches Total Statistics Year 2016 (Jan – Dec) of Came In New Counselling Visits

BRANCH	Domestic Violence	Rape	Att. Rape	Other Sexual Offence	Child Sexual Abuse	Child Physical/ Emotional/Verbal Abuse	Adult Child Abuse Survivor	Sexual Harassment	Other	Att. Suicide	Total
FWCC	642	6	3	2	17	16	8	14	205	1	914
LWCC	101	4	3	2	4	2	0	0	298	0	414
BWCC	142	1	2	0	2	8	1	4	124	0	284
NWCC	280	3	0	0	6	4	0	11	121	0	425
RWCC	59	0	1	0	0	0	0	1	189	1	251
TOTAL	1224	14	9	4	29	30	9	30	937	2	2288

FWCC and Branches Total Statistics Year 2017 (Jan – Dec) of Came In New Counselling Visits

Branch	Domestic Violence	Rape	Att. Rape	Other Sexual Offences	Child Sexual Abuse	Child Physical/ Emotional/Verbal Abuse	Adult Child Abuse Survivor	Sexual Harassment	Others	Att. Suicide	Total
FWCC	542	4	2	1	20	15	1	19	194	0	798
LWCC	96	2	1	0	2	3	0	1	69	0	174
BWCC	159	1	1	0	7	8	0	2	46	0	224
NWCC	235	1	1	0	6	5	0	3	113	0	364
RWCC	50	1	1	0	0	2	0	1	22	1	78
TOTAL	1082	9	6	1	35	33	1	26	444	1	1638

FWCC and Branches Total Statistics Year 2018 (Jan – Dec) of Came In New Counselling Visits

Branch	Domestic Violence	Rape	Att. Rape	Other Sexual Offences	Child Sexual Abuse	Child Physical/Emotional/Verbal Abuse	Adult Child Abuse Survivor	Sexual Harassment	Others	Att. Suicide	Total
FWCC	573	10	2	3	26	9	5	12	160	0	800
LWCC	84	2	0	0	5	10	0	2	53	0	156
BWCC	130	2	1	0	6	2	0	2	79	0	222
NWCC	269	5	3	5	10	8	0	7	70	0	377
RWCC	45	0	1	0	5	2	0	1	30	0	84
TOTAL	1101	19	7	8	52	31	5	24	392	0	1639

FWCC and Branches Total Statistics Year 2019 (Jan - March) of Came In New Counselling Visits

Branch	Domestic Violence	Rape	Att. Rape	Other Sexual Offences	Child Sexual Abuse	Child Physical/Emotional/Verbal Abuse	Adult Child Abuse Survivor	Sexual Harassment	Others	Att. Suicide	Total
FWCC	159	3	0	0	19	6	1	6	40	0	234
LWCC	23	1	0	0	3	3	0	2	10	0	42
BWCC	57	0	0	0	3	1	0	0	18	0	79
NWCC	70	5	0	1	8	1	2	1	14	0	102
RWCC	12	0	0	0	0	0	0	0	6	0	18
TOTAL	321	9	0	1	33	11	3	9	88	0	475

Key:

FWCC: Fiji Women's Crisis Centre
 LWCC: Labasa Women's Crisis Centre
 BWCC: Ba Women's Crisis Centre
 NWCC: Nadi Women's Crisis Centre
 RWCC: Rakiraki Women's Crisis Centre

Labasa Women's Crisis Centre
 Nadi Women's Crisis Centre

OFFICE OF THE DIRECTOR PUBLIC PROSECUTION 2018 DATA

ODPP MEDIA UPDATE

ODPP Rape and Sexual Offences Statistics –1 January to 31 December 2018

The following data is authorised for release by the Office of the Director of Public Prosecutions (ODPP) and relates to the number of **formal indictments (Information)** filed in the **High Courts** of Fiji by the Director of Public Prosecutions. This media update consolidates data released by the ODPP from 1 January to 31 December 2018.

This data is confined to incidents of serious sexual offences only.

There were a total of 215 people charged with a total of 378 separate counts of serious sexual offences as of 31 December 2018. There were 21 people charged that were under the age of 18 years. The youngest accused person charged with rape was an 11 year old boy.

The offences were rape (277), attempted rape (6), assault with intent to rape (1), abduction with intent to rape (7), indecent assault (7), defilement (14) and sexual assault (66).

There were 204 victims of the 378 separate sexual offences. Of the 204, there were *141 victims under the age of 18 years*.

All accused persons charged with sexual offences were male however victims of the sexual offences were both male and female comprising of 189 female victims and 15 male victims.

There were 91 offences that occurred in domestic relationships or where the accused was known to the victims.

The youngest victim of serious sexual offences as of 31 December 2018 was a 2-year-old girl who was allegedly raped by her 27-year-old father.

Refer to the table and graph below for a breakdown of the statistics from *1 January to 31 December 2018*

DPP's Office	Rape	Attempted Rape	Assault with intent to Rape	Abduction with an intent to Rape	Indecent Assault	Defilement	Sexual Assault	Total
January	16	0	0	1	1	1	5	24
February	36	1	1	2	1	1	6	48
March	19	0	0	0	2	0	5	26
April	11	1	0	1	0	1	5	19
May	18	2	0	0	0	2	7	29
June	28	1	0	2	0	3	3	37
July	25	0	0	0	0	0	1	26
August	44	0	0	1	0	0	17	62
September	29	0	0	0	1	0	5	35
October	23	0	0	0	1	6	4	34
November	20	1	0	0	1	0	6	28
December	8	0	0	0	0	0	2	10
Total	277	6	1	7	7	14	66	378

ODPP Serious Crime (Non-Sexual Violence Offences) Statistics –1 January to 31 December 2018

The following data is authorised for release by the Office of the Director of Public Prosecutions (ODPP) and relates to the number of **formal indictments (*Information*) filed in the High Courts** of Fiji by the Director of Public Prosecutions. This media update consolidates data released by the ODPP from 1 January to 31 December 2018.

This data is confined to incidents of serious crime (non-sexual violence offences) statistics. The yearly statistics for sexual violence offences are recorded and published separately.

This data also includes offences committed by police officers.

There were a total of 783 people charged with a total of 897 separate counts of serious crime offences as of 31 December 2018. There were 72 people charged that were under the age of 18 years.

Of the 783 people charged, 21 were police officers.

The offences for each month were: January (63), February (58), March (71), April (32), May (112), June (73), July (66), August (144), September (92), October (83), November (73), December (30).

There were 564 victims of the 897 separate serious offences. Of the 564, there were 71 offences where the accused and victim were related to one another.

Refer to the table and graph below for a breakdown of the statistics from *1 January to 31 December 2018*.
ODPP Serious Crime (Non-Sexual Violence Offences) Statistics
1 January -31 December 2018

ODPP Serious Crime (Non-Sexual Violence Offences) Statistics 1 January -31 December 2018													
	Jan	Feb	Mar	Apr	May	Jun	Jul	Aug	Sept	Oct	Nov	Dec	TOTAL
Murder	2	2	1	0	2	0	1	2	0	2	0	0	12
Attempted Murder	0	1	2	0	0	2	0	2	1	1	0	0	9
Manslaughter	0	0	1	0	1	0	0	0	0	4	1	0	7
Dangerous driving causing death	0	0	0	0	0	1	0	0	0	0	0	0	1
Dangerous driving causing grievous bodily harm	0	0	0	0	1	1	0	0	0	2	1	0	5
Dangerous driving	0	1	1	0	1	0	0	0	1	0	1	0	5
Careless driving	0	1	0	0	1	1	0	2	0	2	0	0	5
Driving with excess blood alcohol	0	0	0	0	0	0	0	0	0	1	2	0	3
Driving without license	0	0	0	0	0	1	0	0	0	0	0	0	1
Driving without third party	0	0	0	0	0	1	0	0	0	0	0	0	1
Reckless driving	0	0	0	0	0	1	0	0	0	0	0	0	1
Driving whilst disqualified	0	0	0	0	0	0	0	0	0	1	0	0	1
Incapable of driving whilst drunk	0	0	0	0	0	0	0	0	0	1	0	0	1
Drunk and disorderly	0	0	0	0	0	0	0	0	0	1	0	0	1
Aggravated robbery	9	15	17	10	20	19	18	20	7	21	20	9	185
Attempted aggravated robbery	1	1	1	0	0	0	2	1	1	1	0	1	10
Robbery	0	0	0	2	0	0	1	0	0	0	5	0	8
Attempted robbery	0	0	0	0	0	0	0	0	0	1	0	0	1
Aggravated burglary	10	10	19	5	16	10	12	24	10	12	11	3	142
Attempted aggravated burglary	0	1	0	0	0	2	0	1	0	0	0	1	5
Burglary	0	0	0	0	0	0	0	0	1	1	1	0	3
Theft	14	6	20	4	17	12	13	40	14	11	15	3	169
Receiving stolen property	0	1	0	2	1	0	0	0	1	2	0	1	8

Arson	1	0	1	0	1	3	0	3	3	0	2	1	15
Attempt to commit arson	0	0	0	0	0	0	0	0	0	1	0	0	1
Damaging property	1	1	0	0	0	1	1	1	1	0	0	1	7
Assault causing grievous bodily harm	3	0	0	2	0	0	1	0	0	0	0	0	6
Assault causing actual bodily harm	2	0	3	3	1	4	3	12	1	3	3	1	36
Act with intent to cause grievous bodily harm	3	6	3	2	4	5	0	11	4	4	6	4	52
Grievous harm	0	0	0	0	0	0	0	1	0	0	0	0	1
Assault	2	3	0	1	0	0	3	4	2	0	0	3	18
Serious assault	0	0	0	0	1	0	1	0	0	2	0	0	4
Common assault	0	0	0	0	0	1	1	0	0	0	0	0	2
Trafficking in persons	0	3	0	0	0	0	0	0	17	0	0	0	20
Domestic trafficking	0	0	0	0	0	0	0	0	0	3	0	0	3
Money laundering	0	0	0	0	1	0	0	0	2	0	0	0	3
Abuse of office	0	0	0	0	0	1	0	0	0	0	0	0	1
Obtaining property by deception	0	0	0	0	4	0	0	0	16	0	0	0	20
Attempt to obtain property by deception	0	0	0	0	1	0	0	0	0	0	0	0	1
Obtaining financial advantage by deception	0	0	0	0	0	1	0	0	0	0	0	0	1
Larceny	0	0	0	0	10	0	0	0	0	0	0	0	10
Forgery	0	0	0	0	3	0	0	0	0	0	0	0	3
Uttering forged documents	0	0	0	0	3	0	0	0	0	0	0	0	3
Conversion	7	0	0	0	0	0	0	0	0	0	0	0	7
Providing false travel documents	0	0	0	0	0	0	3	0	0	0	0	0	3
Falsification of accounts	0	0	0	0	14	0	0	0	0	0	0	0	14
False representation to get a benefit	0	0	0	0	0	0	0	0	4	0	0	0	4
Unlawful cultivation	3	2	0	0	0	3	1	1	0	0	0	0	10
Importation of illicit drugs	0	0	0	0	0	0	0	1	0	0	0	0	1

Possession of illicit drugs	2	1	0	0	0	0	0	1	1	0	0	0	5
Possession of controlled chemicals	0	0	0	0	0	0	0	0	1	0	0	0	1
Failure to declare arms and ammunition	0	0	0	0	0	0	0	1	0	0	0	0	1
Threats at an airport	0	0	0	0	7	3	0	0	0	1	2	0	12
Child stealing	0	0	0	0	0	0	1	0	0	0	0	0	1
Concealing birth of child	0	0	0	0	0	0	0	0	0	1	0	0	1
Criminal intimidation	0	1	0	0	0	1	0	6	2	3	1	1	15
Criminal trespass	0	0	0	0	0	0	0	0	0	0	1	0	1
Wrongful confinement	0	0	0	0	0	0	1	1	0	0	0	0	2
Unlawful wounding	0	0	0	0	1	0	0	0	0	0	0	0	1
Resisting arrest	1	1	0	0	0	1	1	4	2	0	1	0	10
Disabling with intent to commit offence	0	0	0	1	0	0	0	0	0	0	0	0	1
Escaping lawful custody	1	0	0	0	0	0	0	0	0	0	0	0	1
Abduction	0	0	1	1	0	0	1	0	0	0	0	0	3
Breach of DVRO	1	1	0	0	0	0	0	1	0	0	0	0	3
Debt bondage	0	0	1	0	0	0	0	0	0	0	0	0	1
Breach of suspended sentence	0	0	0	0	0	0	0	1	1	0	0	0	2
Breach of bail	0	0	0	0	0	0	0	2	0	0	0	0	2
Aggravated sexual servitude	0	0	0	0	0	0	0	0	0	1	0	0	1
Selling minors for immoral purpose	0	0	0	0	0	0	0	0	0	1	0	0	1
Indecently annoying	0	0	0	0	0	0	0	1	0	0	0	0	1
TOTAL	63	58	71	32	112	73	66	144	92	83	73	30	897

Contact Lists

Mental Health		Fiji Police Force	
Suva St Giles Hospital	3381399	Fiji Police Emergency	917
Stress management Ward	3313444	Fiji Police Information	919
Community Mental Health Team	3215051	POLICE HEADQUARTERS	Suva - 3343777
Public Health Nurse	330 6177	CID HEADQUARTERS	3315999
Adolescent Health Development	Suva – 3319078 Lautoka – 6640243 Labasa - 8812522	Totogo Police Station	3311222
STI Clinic	Suva - 3319144	SOUTHERN DIVISION	3372524
Empower Pacific		Nabua Police Station	3384000
Lautoka	6650482/7769224	Navua Police Station	3460222
Mobile	8318515	Lami Police Station	3361222
Suva	7780015	Samabula Police Station	3381222
Labasa	7760017	Raiwaqa Police Station	3383222
Nadi	7760018	Valelevu Police Station	3393222
Social Welfare Department		Nasinu Police Station	3392222
CHILD HELP LINE	1325	Kadavu Police Station	3681268
Suva	3315585	Vanuabalavu Police Station	8280890
Ba	6674245	Lakeba Police Station	8280999
Lautoka	6660241	Moala Police Station	6030307
Nausori	3478361	Rotuma Police Station	8891222
Nasinu	3683395	WESTERN DIVISION	6662222
Nabouwalu	8836166	Lautoka Police Station	6660222
Nadi	6700430	Ba Police Station	6674222
Rakiraki	6694432	Nadi Police Station	6700222
Savusavu	8850365	Namaka Police Station	6722222
Sigatoka	6500127	Sabeto Police Station	6722285
Taveuni	8881469	Rakiraki Police Station	6694222
Vunidawa	3683093	Nalawa Police Station	6280005
Fiji Women's Crisis Centre		Sigatoka Police Station	6500222
Suva	3313300/9209470	Navosa Police Station	6280862
Nadi	6707558/7404760	Tavua Police Station	6680222
Labasa	8816609/9377784	Vatukoula Police Station	6681575
Ba	6670466/9239775	EASTERN DIVISION	3477589
Ra	6694012/9129790	Nausori Police Station	3477222
Medical Services Pacific		Nakasi Police Station	3410722
Suva Office	3315295	Vunidawa Police Station	3685392
Suva Clinic	4502907	Korovou Police Station	3430222
	3310865/8387332	Levuka Police Station	3440222
Labasa Office	8811308	Koro Police Station	3681002
Labasa Clinic	8280308	NORTHERN DIVISION	8811222
Lautoka Hope Centre	6640243	Labasa Police Station	8811222
Lifeline Fiji Crisis Line	132454 [24/7]	Seaqaqa Police Station	8860222
Fiji Women's Right Movement	3313156	Savusavu Police Station	8850222
Youth Champs for Mental Health	8620146	Tukavesi Police Station	8283045

Pacific Centre for Peacebuilding	3310208/3310209 7770458/9920458	Taveuni Police Station	8880222
Media Watch Fiji	3308605	Nabouwalu Police Station	8280512
Online Safety Commission	322 5600/330 5811		
UNICEF	3300439 3301091 3301881 3301918	Ministry of Forests	
LEGAL AID COMMISSION		HQ Suva West North	3301611 3320211 6661300 8812077
Suva	3311195	Ministry of Agriculture	
Nasinu	3390963	Suva West North	3384233 3477044 6661000 8812244
Korovou	3430027	Ministry of Youth & Sports	
Nausori	3470003	Suva West North	3315960 3312200 6667811 8813255
Navua	3460012	COUNSELLING SERVICES SAAC	
Sigatoka	6500172	Counselling Line	7734181/7734182
Nadi	6700030	Office	3394144/3394180
Lautoka	6650011	Office Digicel	7734180
FJN +	331 0958	Email address: nsaaccouncil@gmail.com	
Home of Hope [Suva]	3322033/7733369	Facebook Account : Fiji Nsaac	

REFERENCE

<https://lifesmartyouth.org/students/>

<https://www.lifeeducation.org.au/>

<https://cesy.edb.hkedcity.net/en/teacher.php>

<https://internetsafety101.org/safety>

<https://brandongaille.com/31-good-social-media-company-slogans-and-taglines/>

<https://www.azslogans.com/page/3/?s=violence>

<//www.unodc.org/unodc/search.html?q=2019+Oceania+Drug+Report+>

[https://en.wikipedia.org/wiki/Social media](https://en.wikipedia.org/wiki/Social_media)

<https://www.childhelp.org/child-abuse/>

<https://www.unicef.org/>

https://www.health.gov.fj/?page_id=5199

<https://www.health.gov.fj/>

<https://shcs.ucdavis.edu/wellness/what-is-wellness>

<http://www.mentalhealth.gov/basics/what-is-mental-health>

<https://www.mentalhealth.gov/>

<https://www.mentalhelp.net/>

<https://dataunodc.un.org/drugs>

[https://en.wikipedia.org/wiki/School violence](https://en.wikipedia.org/wiki/School_violence)

<https://www.voicesofyouth.org/blog/violence-schools-causes-and-solutions>

<https://www.unicef.org/stories/13-reasons-why-we-need-end-violence-schools>

<https://unesdoc.unesco.org/ark:/48223/pf0000184162>

ahoggard@udel.edu